



Hampton Infant School and Nursery
Welcome Presentation for Nursery Parents/Carers
Wednesday 12th July 2023


“A partnership where every child has the opportunity to reach excellence.”



HPP Principles



Welcome from HISNA





Assistant Headteacher of EYFS:
Liz Davies

The Nursery Staff

Nursery Teacher AM Nursery:
Hannah Cranston

Nursery Teacher PM Nursery:
Liz Davies

Inclusion lead:
Lisa Maxted

Early Years Practitioner:
Sarah Nagle

Nursery Nurse:
Ruth Newman



Key Information for parents

There is a section on our website where you will find all the information you will need about our school as well as an eform that you will need to complete prior to your child starting school.

<https://www.hpp.school/infant-school>



Nursery Funding

- Parent Authorisation Forms - your child cannot start with us unless we have received the completed funding form
- 15 hours Monday to Friday
- Notice periods with other providers



Transition

Transition... an ongoing journey rather than a destination.”

Early Years Matters 2015





Transition

Home visits

Thursday 6th July 2023	Home visits PM NURSERY ONLY - all day
Friday 7th July 2023	Home visits PM NURSERY ONLY - all day
Monday 10th July 2023	Home visits AM NURSERY ONLY
Tuesday 11th July 2023	Home visits AM NURSERY ONLY
Monday 17th July 2023	Home visits AM NURSERY ONLY
Tuesday 18th July 2023	Home visits AM NURSERY ONLY

Stay and play sessions

Monday 4 th September	INSET
Tuesday 5 th September	INSET – time for mop up home visits
Wednesday 6 th September	Stay and play sessions (2 morning sessions 9.15 – 10am and 10.30 – 11.15 (2 afternoon sessions 12.30 – 1.15pm and 2pm – 2.45) Decided alphabetically by surname



Transition

Staggered Start from Thursday 7th September 2023 (alphabetically by surname) -

AM Nursery

Thursday 7th September - 10 children will start from 8:30 - 11:30

Friday 8th - 10 children will arrive at 8:30 - 11:30
8 new children to start at **9am** to 11:30

Monday 11th - 18 children will arrive at 8:30 - 11:30
8 new children to start at **9am** to 11:30

Tuesday 12th September - all children in Nursery - 8:30 - 11:30



Transition

Staggered Start from Thursday 7th September - (alphabetically from Surname)

PM Nursery

Thursday 7th September - 10 children will start from 12.30 - 3:30

Friday 8th - 10 children will arrive at 12.30 - 3:30
8 new children to start at **1pm** to 3:30

Monday 11th - 18 children will arrive at 12.30 - 3:30
8 new children to start at **1pm** to 3:30

Tuesday 12th September - all children in Nursery - 12:30 - 3:30



Starting School – preparation


Preparation is key...

- **Your child has been on their potty adventure and your child can manage their toileting needs independently.**
- Attend the play and stay session in September so your child feels comfortable in the school environment and begins to get to know the Nursery team.
- A home visits helps to develop the parent partnership with the school
- Look at the school uniform together and get your child to try on their school uniform and practise getting ready for school.
- Promote independence at home.



Play based learning

- Follow the children's interests
- Work closely with home
- Staff role is to support the children and teach in the moment
- Long periods of uninterrupted play - Play is meaningful experience for children.





Starting Nursery – a quick goodbye...

- Home visit - A great opportunity to share information about your child
- On the way to school, talk to your child about all the exciting learning they will be doing.. .‘I wonder if the dinosaurs will be out today.’ , ‘Mrs Newman may have made some glittery play dough’, ‘I wish I could play in the mud kitchen outside!’
- Drop off with a smile. Assure them that they will have fun at school, learning new things. If you look worried or anxious it could make your child feel unsure about the situation – be the best actor you can be!
- If your child is upset, it is helpful to remind them of what they will do after school – going to the park. Saying this in front of the teacher/teaching assistant will also help them to talk to your child about what they have to look forward to, ‘I heard you are going to the park after school. I love the swings, what is your favourite thing at the park?’ This helps to distract your child and gives them something exciting to focus on.

'Uniform' at Hampton Infants...

- ❑ They will get dirty and wet!
- ❑ Sensible school shoes, which allows your child to be independent at school – a special request - velcro fasteners not laces!
- ❑ Appropriate outerwear
- ❑ PE kit - joggers or leggings with a tshirt with the school logo
- ❑ Name everything!
- ❑ Book bag with one key ring only please and no hand sanitizer gel



SORRY
about the
MESS
but we are
LEARNING
here.



Communication

Tapestry



Wow moments



The Buzz - weekly



Message From The Head of School

Collection arrangements




Parent hub



Attendance /illness

Curriculum news





Learning starts at home...


Here are some activities you can try with your child between now and September...

- **Reading** - and share as many books with your child as you can – we want them to have a love of reading and to understand how to talk about stories. Join the local library and go along to story sessions – this will help your child get used to sitting with others and listening to an adult for 5 – 10 minutes.
- Listen to music and recite nursery rhymes – this will help your child to develop their listening skills and also their ability to hear rhyming words (links to reading and writing).
- Talk, talk and talk. Ask your child questions when you are out and about. What can they see? Hear? Smell? What is the smallest/biggest thing they can see? Encourage curiosity.
- Go to the park, walk in the woods, play in the back garden – explore different textures, smells and sights.

Class Pet Diaries


- Each class has 1 class pet
- Every week, 1 child from the nursery will take a pet and the diary home
- Please read the story with your child and the class teddy and fill in a book review
- You can add a photo to tapestry if you would like to - no pressure!

Name: _____ Book title: _____



Tell us what you thought of our book choice...

Draw a picture of your favourite part of the book. Can you write about your picture or ask a grown up to help?



Colour in the stars to show how much you enjoyed your book.
1 star means not very much.
5 stars means you loved it!


What was your favourite part of the story?

Drop off and pick up

Entry via the small gate on Ripley road



Exit via the main school gate on Ripley road





Ripley road
8:30am - 9am
2:45pm - 3:15pm

Our playground is a 'no phone zone' to safeguard our children.

It is important that every child is greeted with a smile and a conversation.

If you are on your phone a member of staff will ask you politely to put it away.





Learning through play – our promise to you...

Any
questions?

