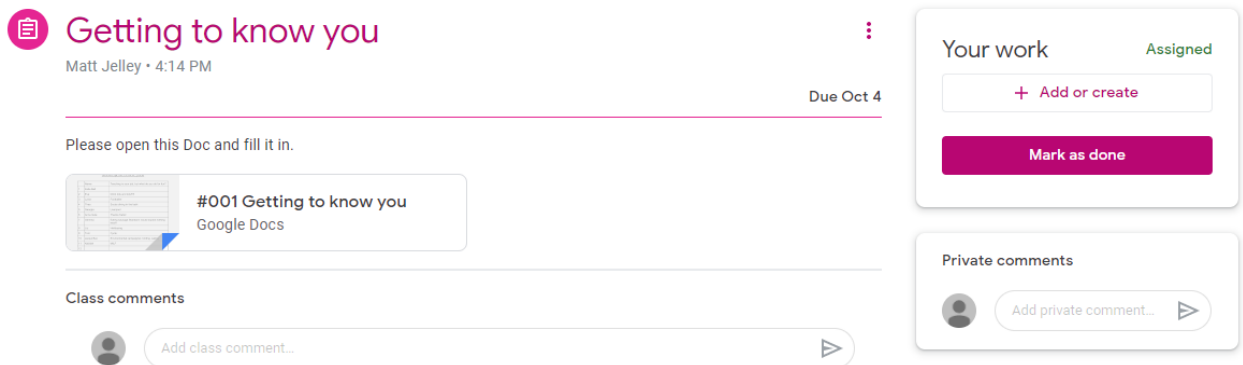
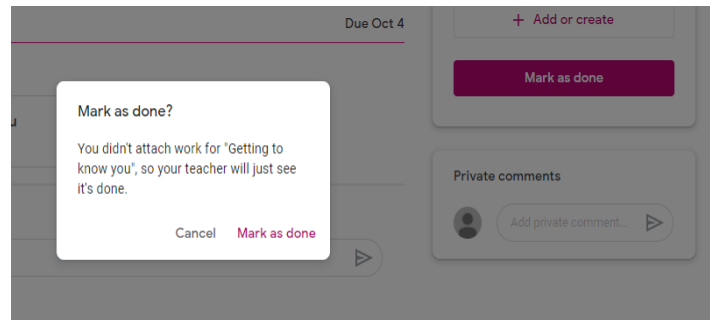




How to submit work in Google classroom.

View assignments to see all the resources set by the teacher.



If the assignment doesn't require anything to be digitally submitted click **'Mark as done'**.

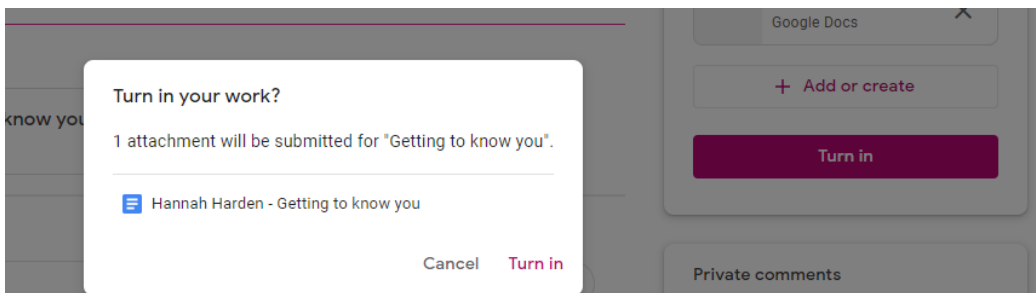
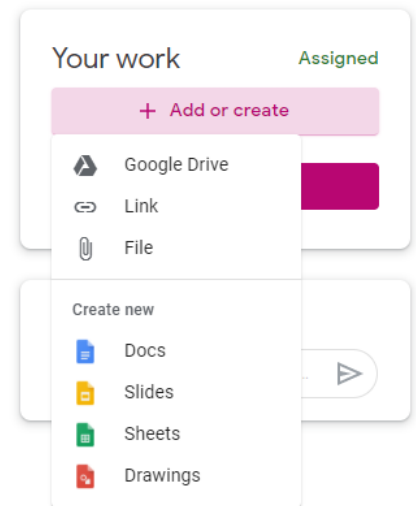
You can also leave a private comment to your teacher here. Some tasks might require you to submit evidence back to your teacher. Please photograph your work and send it back. If you are completing the work on the computer, please upload the file directly.





On a computer or desktop

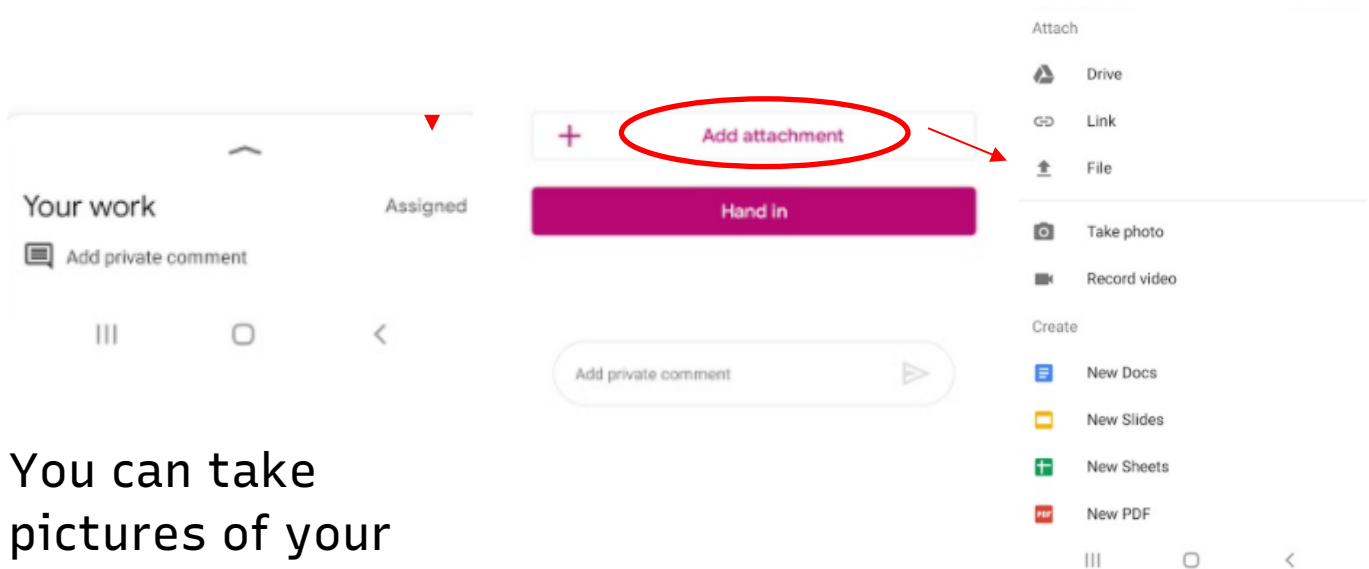
Click **'+ Add or create'** to attach files already on your computer or Google drive before you **'Turn it in'**. You can attach any work by clicking **.file**. You can select more than one file to upload.



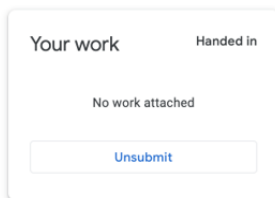
On a mobile device (Ipad, Phone, tablet).

Using the Google classroom app, swipe up from the bottom of the google assignment then add attachment then select from your mobile device files.





You can take pictures of your work and upload it straight away.



If you upload the wrong work or forget to attach the work you can unsubmit by clicking unsubmit

You can download the Google classroom app for free from your app store. Please make sure you are logged in on your school HPP account.

If you have any questions about any of the above, please send an email to the class teacher via the school office.

Finally, Google has lots of self-help guides available here





Hampton Junior School



<https://support.google.com/edu/classroom/?hl=en#topic=6020277>

