



Hampton Infant School and Nursery  
Welcome Presentation for Nursery Parents/Carers  
Wednesday 2<sup>nd</sup> July 2025

“A partnership where every child has the opportunity to reach excellence.”





Helen Lockey – Executive  
Headteacher

Anna Gale – Head of School

Liz Davies – Assistant Headteacher

Lisa Maxted - Inclusion Lead

Chloe Hughes – SEND Lead  
Teacher

Karen Finnegan – Parent Support  
Advisor

## The Nursery Staff

Rebecca Dowden – Nursery Teacher

Ruth Newman – Learning Support  
Assistant

Sofia Hannah – Learning Support  
Assistant

# HPP Principles



# Welcome from HISNA





# Key Information for parents

There is a section on our website where you will find all the information you will need about our school as well as the eforms for completion. Thank you to those of you who have already completed these.

<https://www.hpp.school/infant-school>



# Nursery Funding

- Parent Authorisation Forms - your child cannot start with us unless we have received the completed funding eform.
- This allows us to claim funding on your behalf for the universal 15 hours or extended 30 hours funding.
- If you are self funding the additional 15 hours of a 30 hour place, you will need to pay the fees before 11th July. You will have received your invoice in June. Please pay ASAP before the deadline
- If your child has a 30 hour place, you will either need to pay for the extra hour or pick your child up at 2.30pm. Fees are due half termly in advance and the fees for Autumn 1 must be paid by 11th July. Invoices for this extra hour have also been sent out in June. Please pay ASAP.
- If you wish to transfer your entitlement to a different provider you must give four weeks' written notice to your existing provider. Your child will not be able to access their early education entitlement at a new provider until the week following the end of the four week notice period.



# Transition

Transition... an ongoing journey rather than a destination.”

Early Years Matters 2015







# Transition

## Home visits

Thursday 3<sup>rd</sup> July 2025

Friday 4<sup>th</sup> July 2025

Friday 11<sup>th</sup> July 2025

Thursday 17<sup>th</sup> July 2025

Friday 18<sup>th</sup> July 2025

## Transition

Monday 1<sup>st</sup> + Tuesday 2<sup>nd</sup>  
September 2025

INSET

Wednesday 3<sup>rd</sup> September  
2025

Stay and play sessions: 2  
morning sessions 9.00am  
– 10.00am and 10.30am  
– 11.30am

2 afternoon sessions  
12.30 – 1.30pm and 2pm  
– 3.00pm)





# Transition

From Thursday 4th September

- 10 full time children will start from 8:30 - 3:30
- 5 PM children start 12.30 - 3.30pm

Friday 5th September

- 10 children from yesterday will arrive at 8:30 - 3:30
- 6 new children to start at 8.30am to 3:30
- 2 AM children start at 8.30 - 11.30am
- 2 PM children start 12.30 - 3.30pm

Monday 8th September

- 16 children will arrive at 8:30 - 3:30
- 8 new AM children to start at 8.30am to 11:30
- 3 new PM children start 12.30 - 3.30pm

Tuesday 9th September

- All children in Nursery for their usual nursery session (AM/PM or full time).



# Starting School – preparation

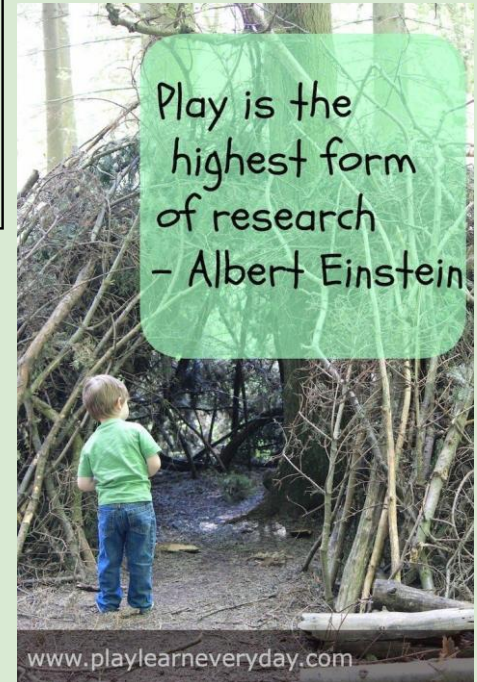
## Preparation is key...

- **Your child has been on their potty adventure and your child can manage their toileting needs independently.**
- Attend the Stay and Play session in September so your child feels comfortable in the school environment and begins to get to know the Nursery team.
- A home visit helps to develop the parent partnership with the school.
- Look at the school uniform together and get your child to try on their school uniform and practise getting ready for school.
- Promote independence at home.



# Play based learning

- Follow the children's interests
- Work closely with home
- Staff role is to support the children and teach in the moment
- Long periods of uninterrupted play - Play is meaningful experience for children.





# Starting Nursery – a quick goodbye...

- Home visit - A great opportunity to share information about your child
- On the way to school, talk to your child about all the exciting learning they will be doing.. 'I wonder if the dinosaurs will be out today.' , 'Mrs Newman may have made some glittery play dough', 'I wish I could play in the mud kitchen outside!'
- Drop off with a smile. Assure them that they will have fun at school, learning new things. If you look worried or anxious it could make your child feel unsure about the situation – be the best actor you can be!
- If your child is upset, it is helpful to remind them of what they will do after school – going to the park. Saying this in front of the teacher/teaching assistant will also help them to talk to your child about what they have to look forward to, 'I heard you are going to the park after school. I love the swings, what is your favourite thing at the park?' This helps to distract your child and gives them something exciting to focus on.



# Snack and Lunch (30 hours provision)

- Your child will need a packed lunch:
  - No fizzy drinks
  - Nut free as we are a nut aware school
  - No chocolate or sweets
  - Your child needs to manage their lunch independently (we can support a little bit)
- The children will eat their lunch in the Nursery supported by two SMSA's. They will have 1 hour for lunch. Once they have eaten they will go outside for a play in the garden.
- Snack time for AM and PM Nursery:
  - Cool milk
  - Fruit

# Uniform

At HISN we have high expectations for our appearance and take pride in our school uniform. We believe it builds a sense of belonging to our school and we are extremely proud of the image portrayed by children wearing our school uniform in the local community.

Children are not allowed to wear jewellery such as necklaces or bracelets (unless required for medical or religious reasons) but can wear a single pair of simple stud earrings which must be removed at home before PE/Games lessons.

Long hair should be tied back at all times whilst at school and for PE/Games.

- Headbands must be plain and simple without excessive decoration.
- Bows worn in the hair should be small and either green, red or black.
- Religious headdress for religious observance including Hijab, Patka and Kippah should be either green, red or black.
- Nail varnish and temporary tattoos are not permitted in school.
- Black shoes should be worn during the school day.
- Open toed shoes/sandals are NOT acceptable due to health and safety considerations.





# Uniform

The children are required to wear the following uniform:

Uniform	Where to buy
Long grey trousers (short grey trousers in Summer) Grey or black jogging bottoms for nursery children	School Days/High Street Stores
Grey skirt or pinafore	School Days/High Street Stores
School polo shirt or plain Red polo shirt	School Days/High Street Stores
School Jade cardigan or sweatshirt	School Days
Green and white checked summer dress	School Days/High Street stores



Socks - grey or white	High Street stores
Grey or red tights	High Street stores
HISN reversible jackets can be worn instead of coats (Please note this is optional)	School Days
School cap to be worn in the Summer (this is optional) Other plain caps without logos are permitted (red, green, white or black)	School Days/High Street stores
Black shoes	High Street stores
HISN Book bag	School Days



# 'Uniform' at Hampton Infants...

- ❑ They will get dirty and wet!
- ❑ Sensible school shoes, which allows your child to be independent at school – a special request - velcro fasteners not laces!
- ❑ Appropriate outerwear
- ❑ PE kit - joggers or leggings with a tshirt with the school logo
- ❑ Name everything!
- ❑ Book bag with **one key ring** only please and no hand sanitizer gel



# Communication

## Tapestry



## Wow moments



## The Buzz - weekly



Message From The Head of School

## Collection arrangements




## Arbor



## Attendance /illness

## Curriculum news





# Learning starts at home...


**Here are some activities you can try with your child between now and September...**

- **Reading** - and share as many books with your child as you can – we want them to have a love of reading and to understand how to talk about stories. Join the local library and go along to story sessions – this will help your child get used to sitting with others and listening to an adult for 5 – 10 minutes.
- Listen to music and recite nursery rhymes – this will help your child to develop their listening skills and also their ability to hear rhyming words (links to reading and writing).
- Talk, talk and talk. Ask your child questions when you are out and about. What can they see? Hear? Smell? What is the smallest/biggest thing they can see? Encourage curiosity.
- Go to the park, walk in the woods, play in the back garden – explore different textures, smells and sights.

# Class Pet Diaries


- 1 class pet for AM Nursery and 1 for PM Nursery.
- Every week, 1 child from the nursery will take a pet and the diary home.
- Please read the story with your child and the class teddy and fill in a book review and send it back.
- You can add a photo to tapestry if you would like to - no pressure!

Name: \_\_\_\_\_ Book title: \_\_\_\_\_



Tell us what you thought of our book choice...

Draw a picture of your favourite part of the book. Can you write about your picture or ask a grown up to help?



Colour in the stars to show how much you enjoyed your book.  
1 star means not very much.  
5 stars means you loved it!

What was your favourite part of the story?

# Borrow a book

- Changed once a week
- Story book to share together at home
- Reading record – please sign to acknowledge you have shared the book at home
- Please send your book back every week






# Drop off and pick up

Entry via the small gate on Ripley road



Exit via the main school gate on Ripley road





Ripley road  
8:30am - 9am  
2:45pm - 3:15pm

Our playground is a 'no phone zone' to safeguard our children.

It is important that every child is greeted with a smile and a conversation.

If you are on your phone a member of staff will ask you politely to put it away.







# Learning through play – our promise to you...

Any  
questions?

